

LEARNING WORKSHEETS KINDERGARTEN



NAME: _____


Our Mission: To foster understanding, wonder, and respect for Hawaii's marine life.
E paipai i ka 'i'ini e ulu ai ka 'ike ku'una Hawai'i e ola mau ka nohona moana.

Let's Count!

Sea Star

Visit the Tide Pool and gently touch the animals.
Use a gentle TWO FINGER touch and
DO NOT take the animals out of the water.

*Note to instructor: Discuss how to touch these animals so they do not get hurt or stressed.
Use the gentle TWO FINGER touch.



I am a _____.

I have _____ arms.

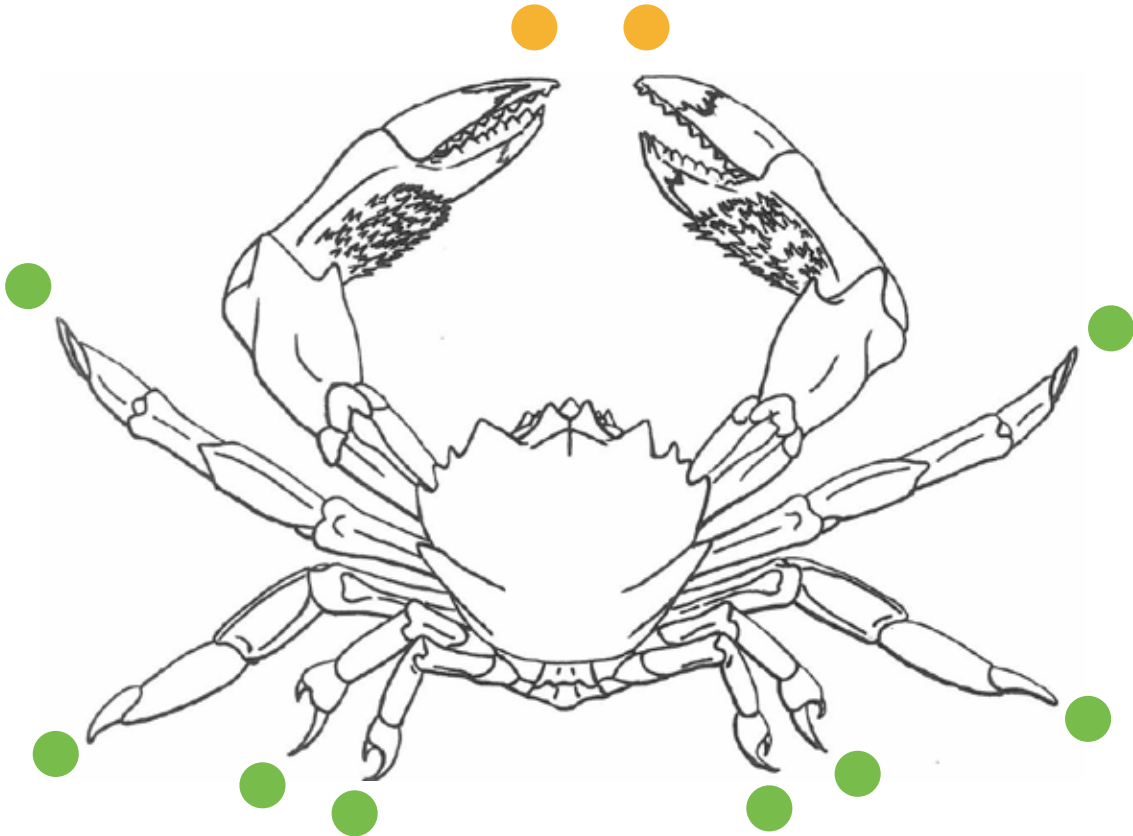
What do I feel like? _____.



Let's Count!

Crabby Counting

Count the number of legs and claws on the marine animal below before coloring it, then answer the questions below.




I am a _____.

I have _____ claws and _____ legs.

I have a _____ shell.

Word Bank

Hard
Crab



IMMERSE YOURSELF
MAUI OCEAN CENTER

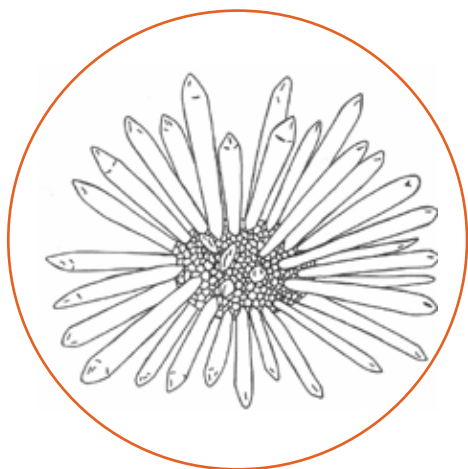


Matching

What Am I?

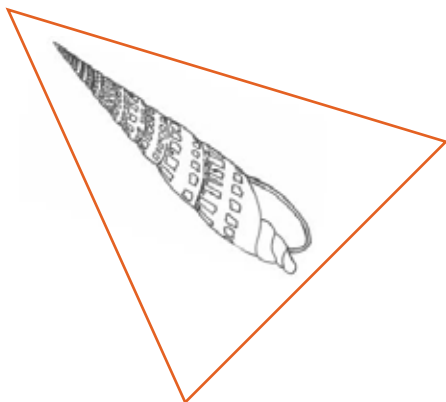
Draw lines to the shapes that best fit the animals below.

?



I am a shell.
My body fits
into
a triangle.

?




I am a crab.
My body fits into
a square.

?



I am a sea urchin.
My body fits
into a circle.





Science Investigation

Living Vs. Non-Living

Look at the pictures below and decide if these objects are living or non-living! Circle all the things that are ALIVE.

Discussion:
In what ways are living and non-living things different?



Science Investigation

Plants Vs. Animals

Did you know there are plants that are found in the ocean? Sometimes it can be difficult to tell the difference between plants and animals that live in the ocean. Can you circle all of the plants in the pictures below?



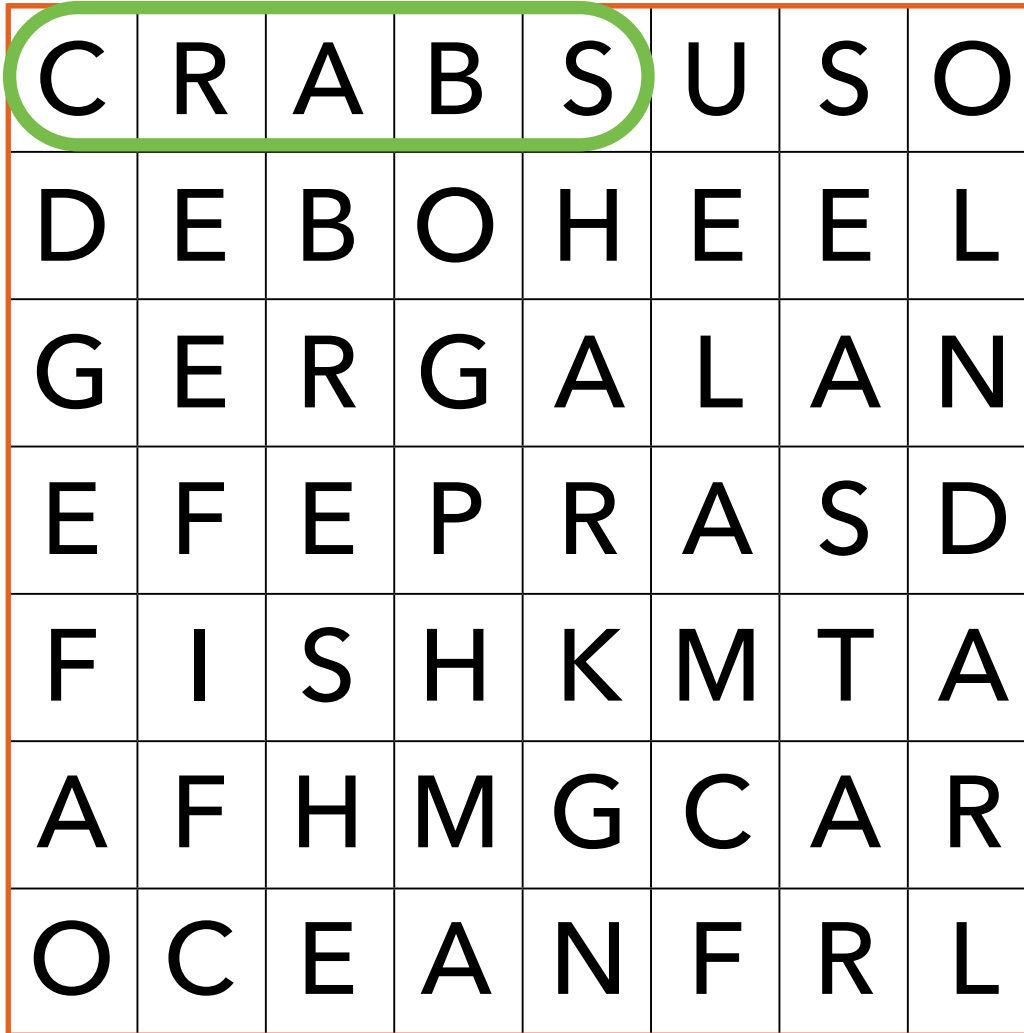
Discussion:
How are plants
and animals
different?



IMMERSE YOURSELF
MAUI OCEAN CENTER

Word Search

Directions: Find each word hidden in the puzzle and circle it.
The first one is circled for you.



Word List

CRABS
EEL
FISH
OCEAN
REEF
SEASTAR



Draw a picture!


Draw a picture of your favorite marine animal.

The _____ is my favorite marine animal.


It is my favorite marine animal because _____



IMMERSE YOURSELF
MAUI OCEAN CENTER


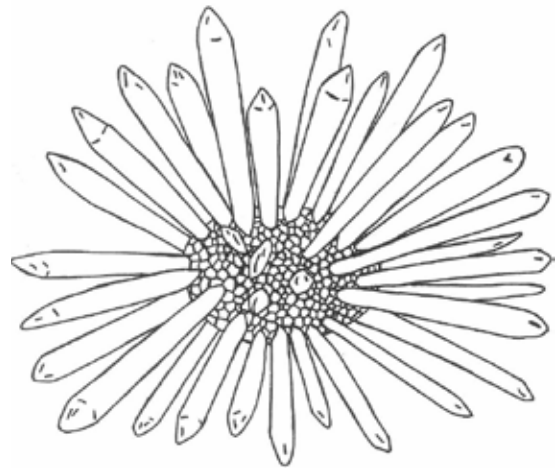


Color Us!



I am a dolphin, or *nai'a*.

I am a sea urchin or *wana*.



I am a shark, or *manō*.




IMMERSE YOURSELF
MAUI OCEAN CENTER



Coloring



I am a green sea turtle, or *honu*.



Memory Game

You can play with a friend or challenge your own memory by playing alone.


*Note to instructor: You will need a pair of scissors to cut out the cards. It is suggested that you paste the sheet to cardstock or cardboard before cutting. The cards will be sturdier and opaque.

Rules


1. Mix up the cards.
2. Lay them in rows, face down.
3. Turn over any two cards.
4. If the two cards match, keep them.
5. If they don't match, turn them back over.
6. Remember what was on each card and where it was.
7. Watch and remember during the other player's turn.
8. The game is over when all the cards have been matched.
9. The player with the most matches wins.




CRAB




SHELL



FISH



SHELL



FISH



CRAB








***Note to instructor: This page is intentionally left blank for two-sided printing of Memory Game.**

Memory Game


...Continued




SHARK




EEL




SEA TURTLE



EEL



SEA TURTLE



SHARK



IMMERSE YOURSELF
MAUI OCEAN CENTER

